

# How to Login with MFA (Multi-Factor Authentication)

A guide to login with MFA (Multi-Factor Authentication)

## WHO SHOULD USE THIS GUIDE?

Any user who has already setup the MFA and looking for information on how to login using this new method of authentication. If you are looking for information on how to setup your MFA, please see:

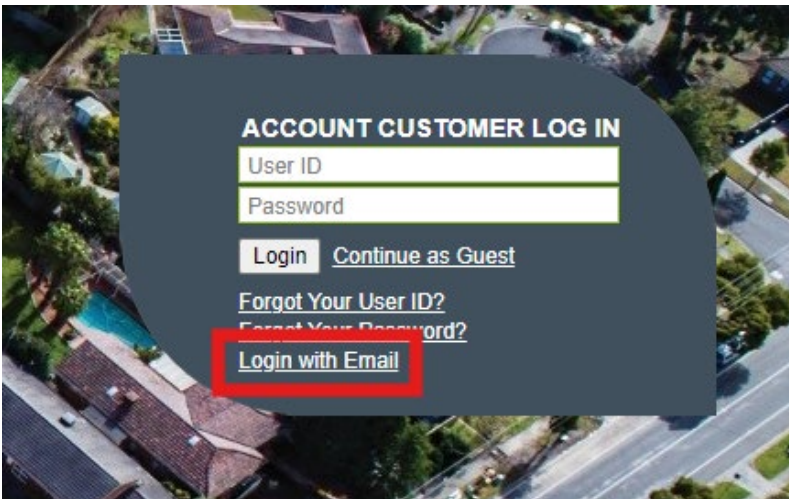
[https://landservices.com.au/\\_data/assets/pdf\\_file/0024/73545/How-to-Register-for-MFA-Multi-factor-Authentication.pdf](https://landservices.com.au/_data/assets/pdf_file/0024/73545/How-to-Register-for-MFA-Multi-factor-Authentication.pdf)

## LOGIN TO SAILIS (SOUTH AUSTRALIAN LAND INFORMATION SYSTEM) USING MFA

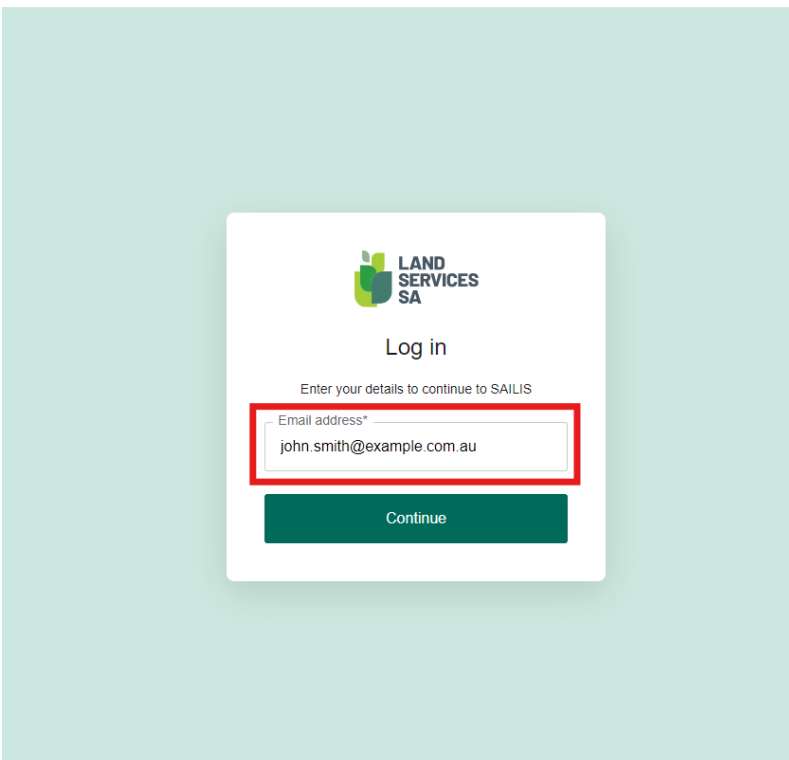
1. Navigate to the SAILIS Login Page <https://sailis.lssa.com.au/home/auth/login>



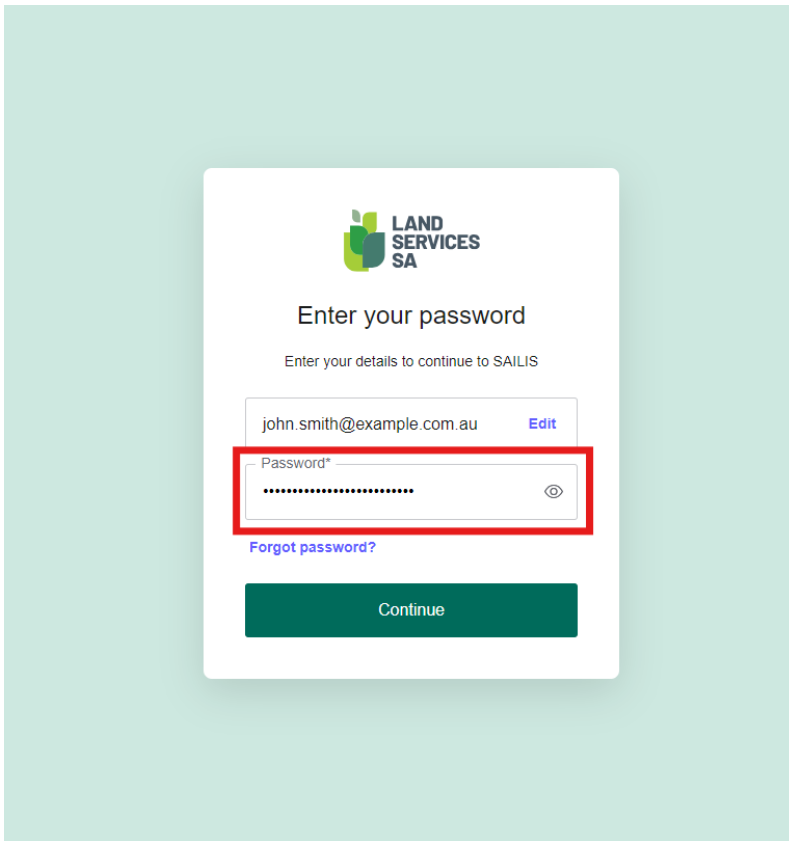
2. Select 'Login with Email'



3. Enter your email address then select Continue



4. Enter your password and select continue

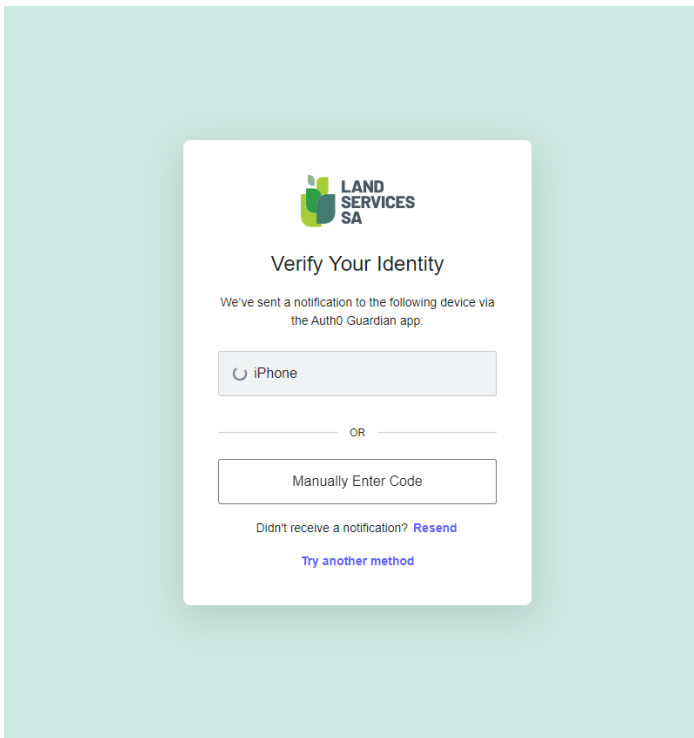


The screenshot shows a login form for LAND SERVICES SA. At the top is the logo and the text "LAND SERVICES SA". Below that is the heading "Enter your password" and the instruction "Enter your details to continue to SAILIS". There are two input fields: the first contains the email address "john.smith@example.com.au" with an "Edit" link to its right; the second is labeled "Password\*" and contains a series of dots, with a red rectangular box highlighting it. To the right of the password field is an eye icon. Below the password field is a blue link that says "Forgot password?". At the bottom of the form is a dark green button labeled "Continue".

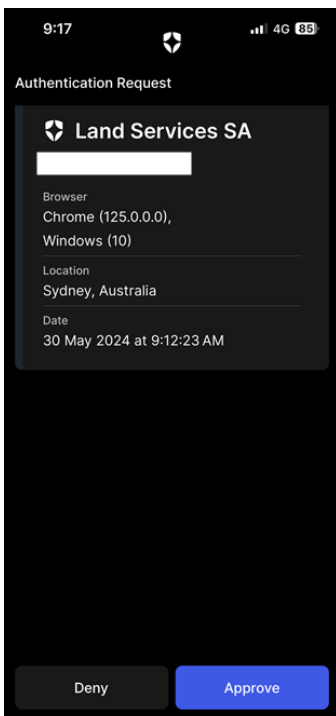
5. Action your second factor of authentication
- a. For guardian app complete steps 6-9
  - b. For other authentication applications complete steps 10-12
  - c. For mobile authentication (SMS) complete steps 13-15

## GUARDIAN APP

6. If using the guardian app, a notification will automatically be sent to your device. Your login screen will look as follows while awaiting confirmation on your device



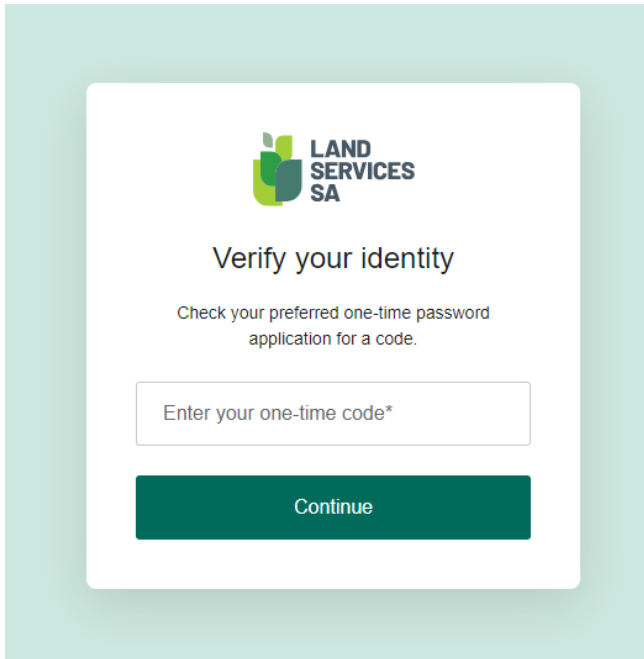
7. When opening the Guardian application on your phone you will be provided with a prompt to approve the login.



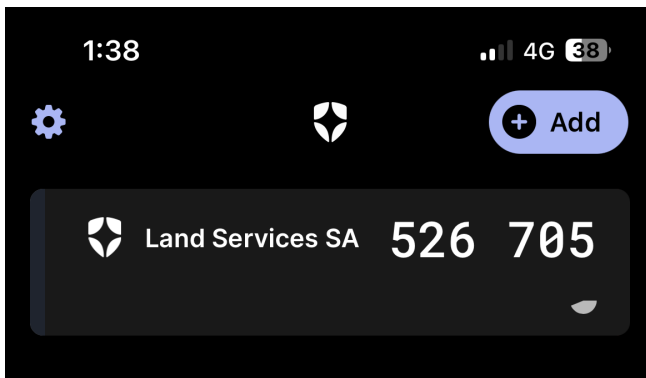
8. If the login is your valid attempt, select approve.
9. Once approved you will then be navigated to SAILIS

## OTHER AUTHENTICATION APP

10. If using another authentication app, you will be required to enter the cycling 6-digit code that appears within the application. Your login screen will look as follows while you get your code.



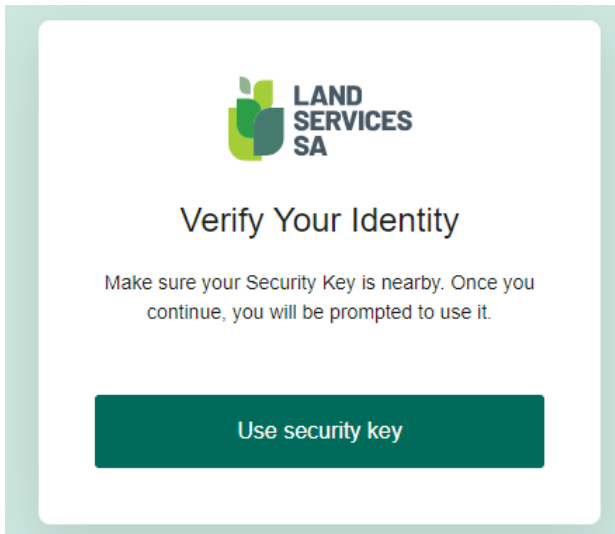
11. From your authentication application of choice get the cycling code, enter it into the box and select continue



12. Once actioned you will then be navigated to SAILIS

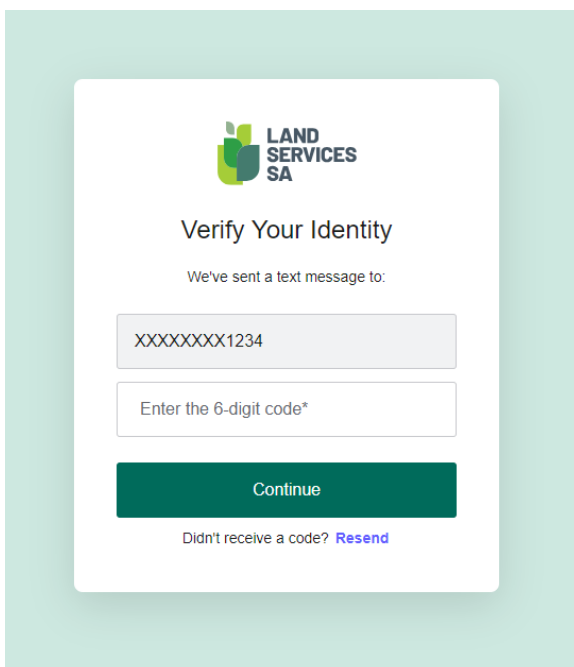
## SECURITY KEY

13. If you have registered a Security Key, you will be prompted to use it. Select “Use security key” and follow the instructions provided by your web browser.

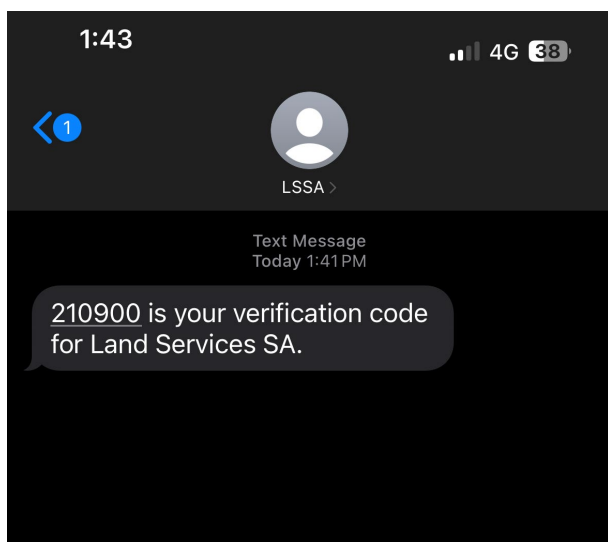


## MOBILE AUTHENTICATION (SMS)

- A. If using mobile authentication, you will be required to enter the 6-digit code that is sent to your mobile phone within 5 minutes. Your login screen will look as follows while you get your code. **NOTE: SMS is the least secure 2nd factor of the authentication methods available and should only be used if the other authentication methods are not available to you. This method may be removed in the future. SMS is not supported for international numbers. One of the other factors should be chosen if you do not own an Australian mobile number.**



14. From your mobile device get the 6-digit code from your messages, enter it into the box and select continue



15. Once actioned you will then be navigated to SAILIS

## FURTHER INFORMATION

Multifactor Authentication Setup Guide: [https://landservices.com.au/\\_data/assets/pdf\\_file/0024/73545/How-to-Register-for-MFA-Multi-factor-Authentication.pdf](https://landservices.com.au/_data/assets/pdf_file/0024/73545/How-to-Register-for-MFA-Multi-factor-Authentication.pdf)

Multifactor Authentication Frequently Asked Questions:  
[https://www.landservices.com.au/\\_data/assets/pdf\\_file/0027/73890/Multi-Factor-Authentication\\_FAQs.pdf](https://www.landservices.com.au/_data/assets/pdf_file/0027/73890/Multi-Factor-Authentication_FAQs.pdf)

For further information please contact:

### Land Services

101 Grenfell Street Adelaide SA 5000

General enquiries	8423 5000
Country callers	1800 648 176

*The information contained in this publication is a guide only and independent professional advice should be sought before beginning the process of dividing land.*



Land Services SA ACN 618 229 815

PHONE 1800 648 176 or 8423 5000 FAX 8423 5090 EMAIL [customersupport@landservices.com.au](mailto:customersupport@landservices.com.au)  
VISIT Level 9, 101 Grenfell Street, Adelaide SA 5000 POST GPO Box 543, Adelaide SA 5001  
[landservices.com.au](http://landservices.com.au)